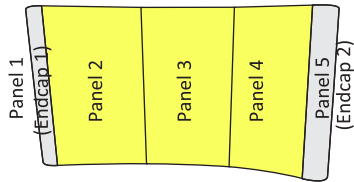
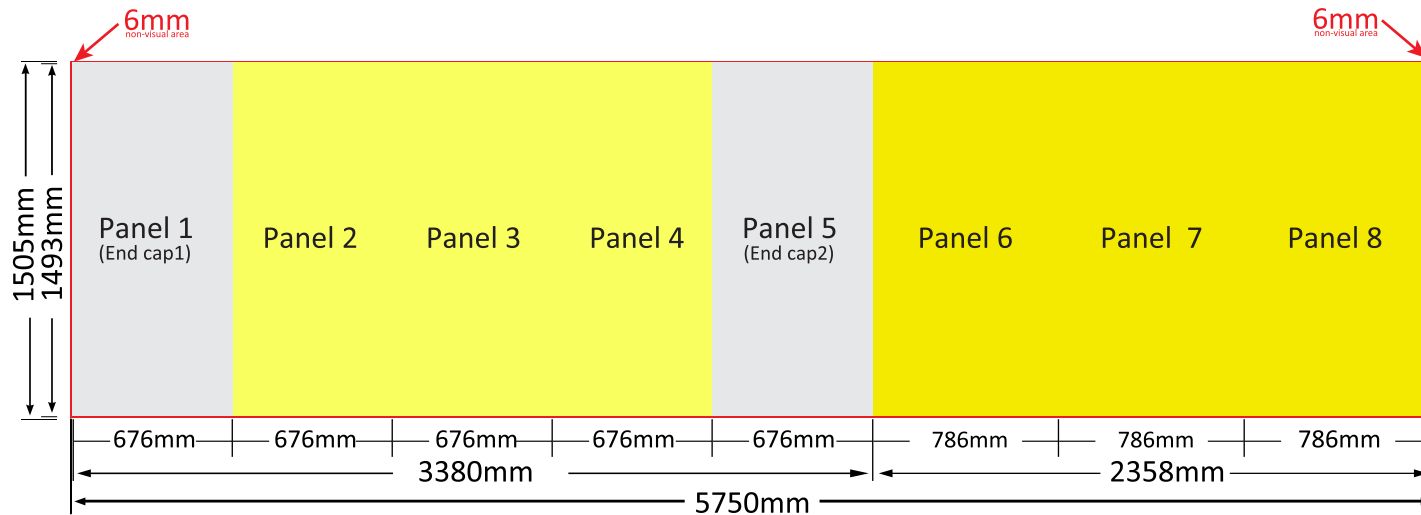
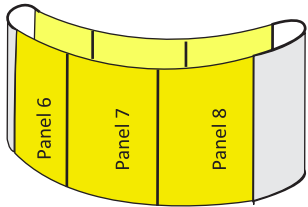


## 3X3 Double-sided Wall unit (Small-Curve)

Concave (Front View)

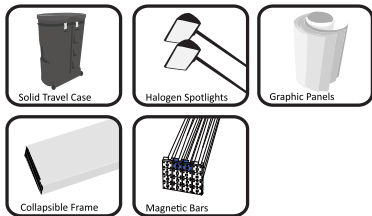


Concave (Back View)



**Model**  
 DSWallUnit3x3-Small  
**Frame Size**  
 2550(W)x1500(H)mm  
**Print Size**  
 5738(W)x1493(H)mm  
**Total estimate weight**  
 30KG

Package includes:



- \* Bannershop recommends that the background image at the bottom should continue (ie. Bleed fully into the bottom and top of **non-visual area**. That is, the image should not stop at the **non-visual area**).
- \* All Critical text and images should be placed within the yellow area (Panel 2, 3, 4, 6, 7, 8). Due to endcaps being curved to the back of the stand, keep endcaps clear of text as it will be obscured when set up.
- \* Please make sure that blocks of text and crucial images do not cross the break between panels. All effort will be made to align artwork between panels as much as possible; however if wall unit or display design allows for panel breaks then any small movement in alignment will be visually minimized.
- \* Artwork must be supplied either in 1 piece, or two pieces (Front Panel- Panel 1-5 size: 3380x1493mm, back panel- Panel 6-8, size: 2358x1493mm).

**Format:**

- PDF or High resolution Jpeg
- \* Please setup in 1:1 scale with 150DPI
- \* If you request colormatch service, supply us with high resolution PDF

**Font:**

All the text Must be outlined

**Color Mode:**

CMYK